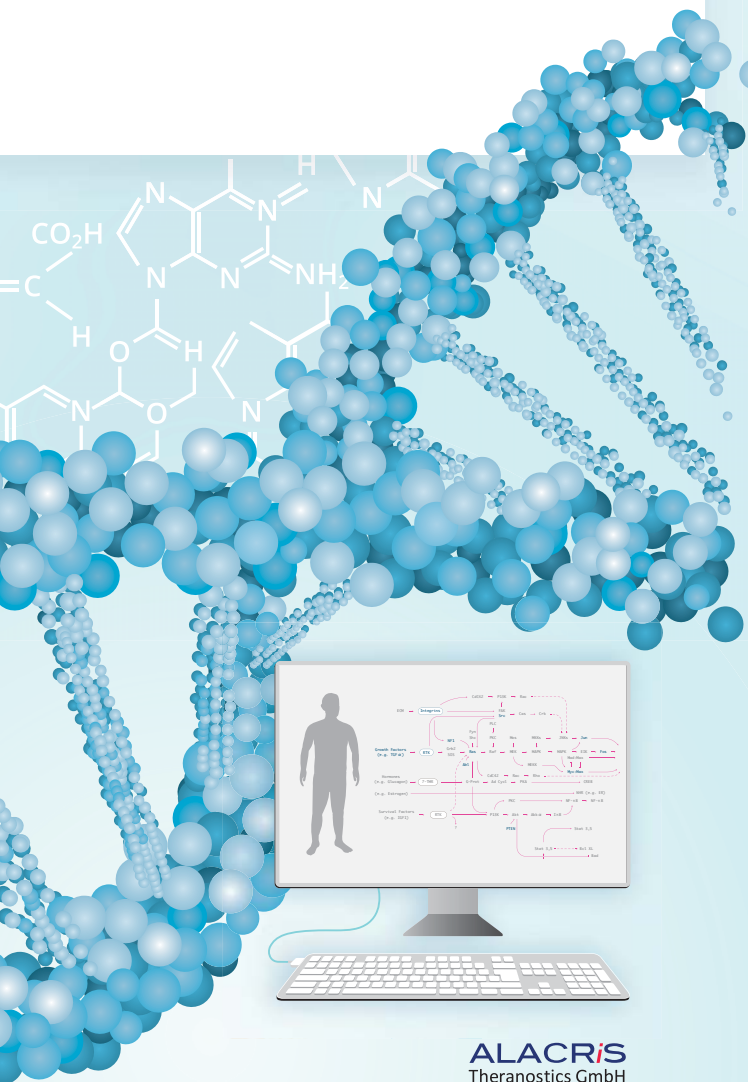


# A PERSONALISED APPROACH TO CANCER TREATMENT

COMPREHENSIVE MOLECULAR  
PROFILING AT ALACRIS THERANOSTICS



**ALACRIS**  
Theranostics GmbH

## OVERCOMING PRESENT DRAWBACKS IN CANCER THERAPY

ALACRIS HAS DEVELOPED A UNIQUE APPROACH TO  
PERSONALISED DRUG TREATMENT.

Cancer is a complex disease; differences in the genetic make-up of individuals as well as their tumours make every cancer patient unique. Current medical practice fails to recognise this individuality and treats many patients identically, leading to wide variations in response to therapy.

Alacris brings the future of cancer therapy to the present by generating a detailed molecular profile of the individual patient and tumour, supplying doctors with the necessary information to provide the right treatment for each patient.

## ABOUT ALACRIS

THE RIGHT DRUG FOR EVERY PATIENT

Alacris Theranostics GmbH is a Berlin-based company that teams cutting-edge molecular analysis with a revolutionary systems medicine modelling approach – ModCell™ – for drug development and personalised medicine in oncology. This approach was originally developed at the Max Planck Institute for Molecular Genetics in Berlin and is exclusively licensed to Alacris.

Human beings are unique, so are their diseases. In the case of cancer, this individuality is impacting the effectiveness of current treatments, with the majority of patients receiving limited or no clinical benefit from the drugs they take; instead suffering devastating side effects. At Alacris, we make it our business to help doctors find better treatments for their patients, by taking a more personalised approach to medicine.

## ALACRIS CAN MAKE A DIFFERENCE

We generate a detailed molecular profile of a patient's genome and tumour, enabling us to identify changes that can be directly linked to treatment options (so-called 'actionable variants'). Based on this unique patient data, doctors can formulate an individualised treatment strategy that matches the right drug to the right patient, helping to reduce unnecessary drug side effects and ultimately increase the likelihood of a successful outcome.

Alacris Theranostics does not offer services directly to patients. Interested individuals should ask their doctor/ oncologist to contact us at [clinicians@alacris.de](mailto:clinicians@alacris.de) or bring us into contact with their doctor to discuss our molecular profiling services.

## CONTACT

Alacris Theranostics GmbH  
Max-Planck-Strasse 3  
D-12489 Berlin

T +49 30 8431-225-0  
F +49 30 8431-225-41  
[clinicians@alacris.de](mailto:clinicians@alacris.de)  
[www.alacris.de](http://www.alacris.de)

**illumina** **CSPro**  
CERTIFIED  
SERVICE PROVIDER


**Agilent**  
Certified  
Service Provider  
Target Enrichment  
System

## PERSONALISING CANCER TREATMENT

through molecular profiling and integrated analysis

### 01 Consultation

Doctor and patient discuss molecular profiling benefits. The patient also receives counselling on gene diagnostics. Analysis is agreed upon, and both patient and doctor sign relevant documents.



Patient with metastatic cancer

### 02 Sample Delivery

The doctor in charge sends patient samples (blood and tumour), relevant patient health records and signed documents to Alacris.



### 03 Sample Sequencing

Patient samples are sequenced using our own certified sequencing facility and the latest IT infrastructure, generating specific and personal molecular information about the patient's disease.



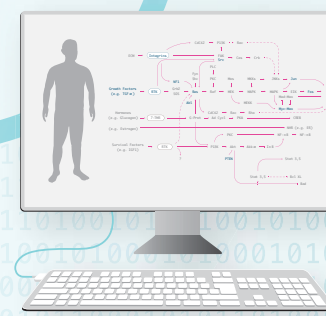
### 05 Final Report

Alacris sends the doctor a detailed report outlining the molecular characteristics of the patient's tumour, listing specific changes that are linked to treatment options (so-called actionable variants).



### 04 Integrated Cancer Genomics Analysis

We combine the sequencing results with available molecular and mechanistic knowledge about cancer as a whole.



### 06 Personalised Treatment Strategy

The doctor uses the molecular information provided in the final report to help decide which treatment would suit the patient best.